

Shut-off cocks for pressure gauges



Application

Shut-off element between pipe and pressure gauge. Stop cocks with test port allow you to connect both pressure gauges and testers to the pipe. Suitable for liquids, gases and vapour.

Technical specifications

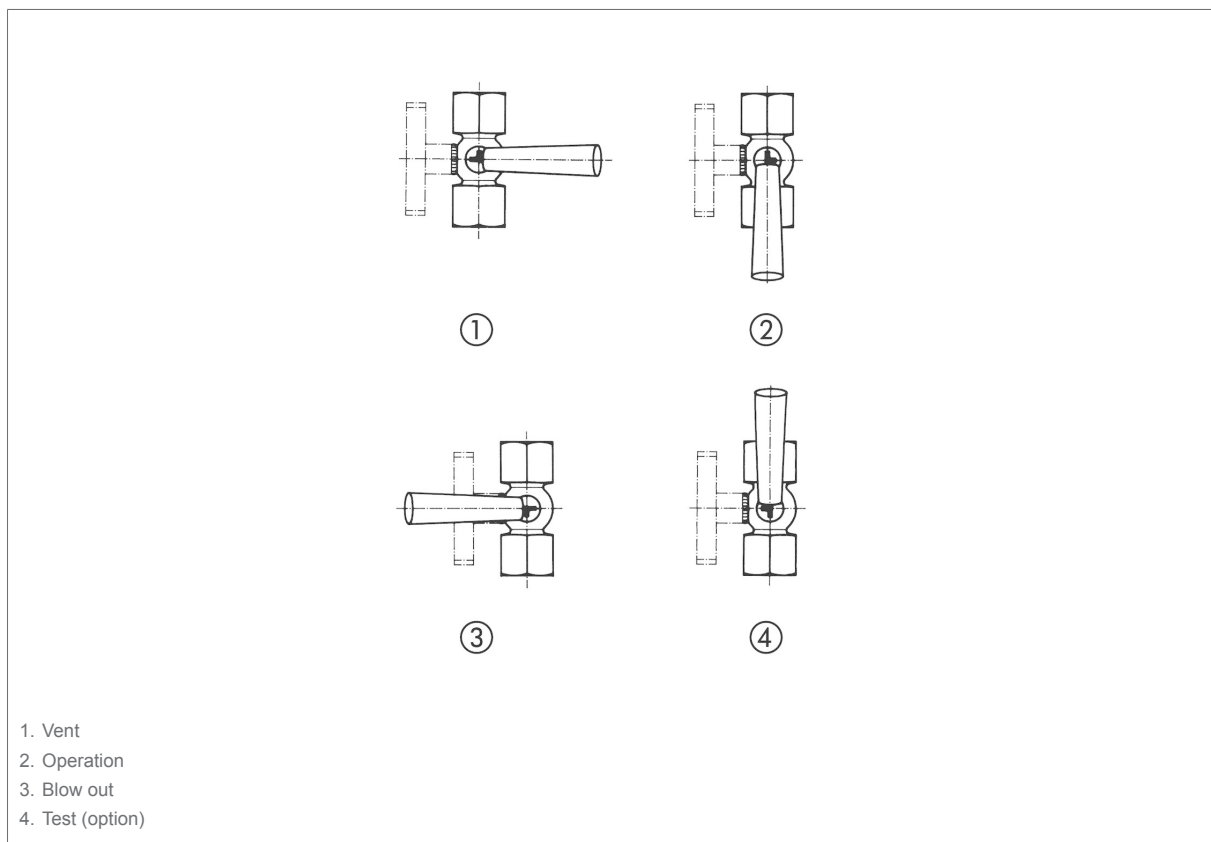
Operating temperature range
Medium: -10/+50 °C

Connection
See ordering table

Nominal pressure
PN 6 or PN 16

Material
Housing: Brass, bare metal surface or Stainless steel
316 Ti, bare metal surface
Tap: Brass, bare metal surface or Stainless steel
316 Ti, bare metal surface

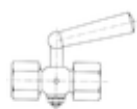
Detail views



Versions

pressure gauge shut-off cock female x female

| Connection | Nominal pressure | Material | Version | Part no. |
|-----------------|------------------|---------------------------|--|----------|
| G $\frac{1}{4}$ | PN 6 | Brass, bare metal surface | Female x female | 63001 |
| G $\frac{3}{8}$ | PN 16 | Brass, bare metal surface | Female x female | 63002 |
| G $\frac{1}{2}$ | PN 16 | Brass, bare metal surface | Female x female | 63003 |
| G $\frac{1}{2}$ | PN 16 | Brass, bare metal surface | Female x female, with round test flange 40 x 5 | 63004 |
| G $\frac{1}{2}$ | PN 16 | Brass, bare metal surface | Female x female, with test flange 60 x 25 x 10 | 63005 |
| G $\frac{1}{2}$ | PN 16 | Brass, bare metal surface | Female x female, with sealing gland | 63006 |



Blue part no. = in-stock items



pressure gauge shut-off cock female x male

| | Connection | Nominal pressure | Material | Version | Part no. |
|---|-----------------|------------------|---------------------------|--|----------|
|  | G $\frac{1}{4}$ | PN 6 | Brass, bare metal surface | Female x male | 63011 |
| | G $\frac{3}{8}$ | PN 16 | Brass, bare metal surface | Female x male | 63012 |
| | G $\frac{1}{2}$ | PN 16 | Brass, bare metal surface | Female x male | 63013 |
| | G $\frac{1}{2}$ | PN 16 | Brass, bare metal surface | Female x male, with round test flange 40 x 5 | 63009 |
| | G $\frac{1}{2}$ | PN 16 | Brass, bare metal surface | Female x male, with test flange 60 x 25 x 10 | 63010 |

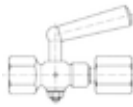
Blue part no. = in-stock items

pressure gauge shut-off cock female/female connection x male

| | Connection | Nominal pressure | Material | Version | Part no. |
|--|-----------------|------------------|--|--|----------|
|  | G $\frac{1}{4}$ | PN 6 | Brass, bare metal surface | Female/female connection x male | 63014 |
| | G $\frac{1}{2}$ | PN 16 | Brass, bare metal surface | Female/female connection x male | 63027 |
| | G $\frac{1}{2}$ | PN 16 | Stainless steel 316 Ti, bare metal surface | Female/female connection x male | 63090 |
| | G $\frac{1}{2}$ | PN 16 | Brass, bare metal surface | Female/female connection x male, with test flange 60 x 25 x 10 | 63028 |
| | G $\frac{1}{2}$ | PN 16 | Stainless steel 316 Ti, bare metal surface | Female/female connection x male, with test flange 60 x 25 x 10 | 63091 |
| | G $\frac{1}{2}$ | PN 16 | Brass, bare metal surface | Female/female connection x male, with male test connection M20 x 1.5 | 63015 |
| | G $\frac{1}{2}$ | PN 16 | Stainless steel 316 Ti, bare metal surface | Female/female connection x male, with male test connection M20 x 1.5 | 63016 |

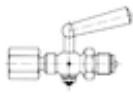
Blue part no. = in-stock items

pressure gauge shut-off cock loose female x female

| | Connection | Nominal pressure | Material | Version | Part no. |
|---|-----------------|------------------|---------------------------|--|----------|
|  | G $\frac{1}{2}$ | PN 16 | Brass, bare metal surface | Loose female x female | 63017 |
| | G $\frac{1}{2}$ | PN 16 | Brass, bare metal surface | Loose female x female, with test flange 60 x 25 x 10 | 63018 |

Blue part no. = in-stock items

pressure gauge shut-off cock loose female x male

| | Connection | Nominal pressure | Material | Version | Part no. |
|---|-----------------|------------------|---------------------------|--|----------|
|  | G $\frac{1}{2}$ | PN 16 | Brass, bare metal surface | Loose female x male | 63107 |
| | G $\frac{1}{2}$ | PN 16 | Brass, bare metal surface | Loose female x male, with test flange 60 x 25 x 10 | 63024 |

Blue part no. = in-stock items